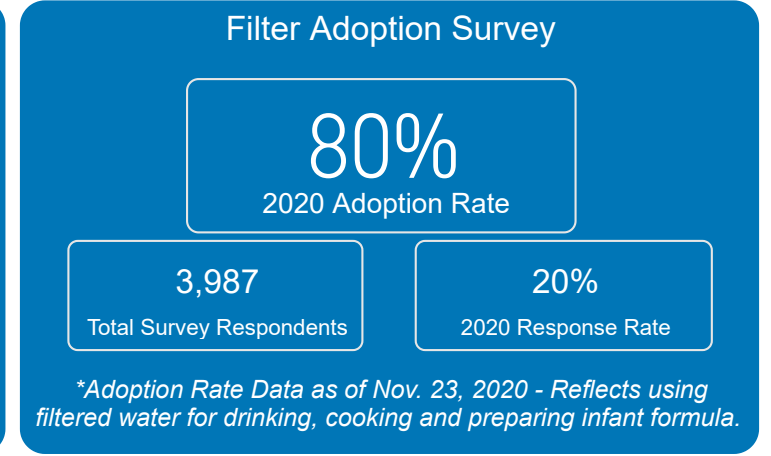
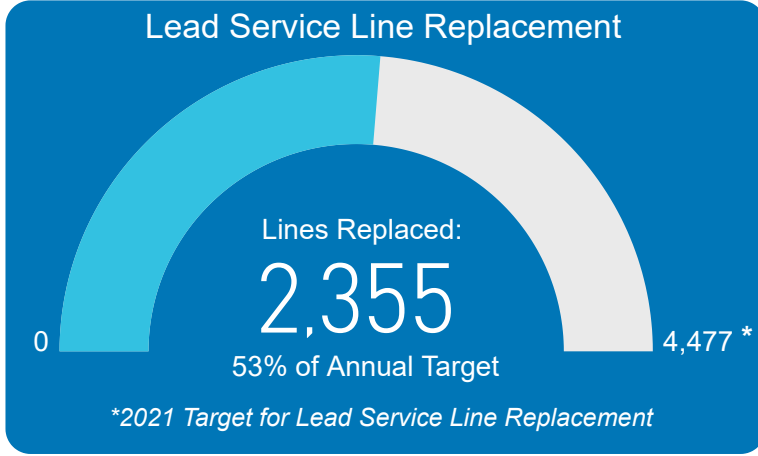


LEAD REDUCTION PROGRAM

KEY METRICS

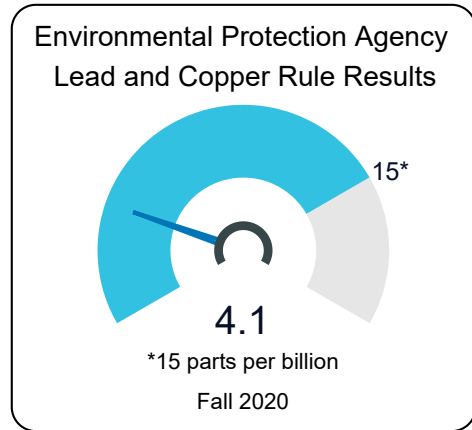
Report Period 1/1/2021 to 6/30/2021



**Includes water quality testing, potholing and records analysis to confirm service line material.

Corrosion Control Treatment (pH Adjustment)

Location	pH ≥ 8.5
Distribution System	Yes
Moffat Water Treatment Plant	Yes
Marston Water Treatment Plant	Yes
Foothills Water Treatment Plant	Yes



Communications, Outreach and Education Activity

43 Events

5,927 Event Attendees

930K Mailing, Digital & Phone Outreach*

(*Digital Data Reported Quarterly)

Program Milestones

Milestone	Milestone Description
2Q 2021	Continue targeted neighborhood outreach
2Q 2021	Distribute additional water tests to inform program tools and planning
2Q 2021	Launch virtual community meetings on program and filters
3Q 2021	Continue targeted neighborhood outreach
3Q 2021	Filter reminder postcard and adoption survey mailed
3Q 2021	Host filter-focused virtual community meetings
3Q 2021	Stakeholder Advisory Committee meeting

